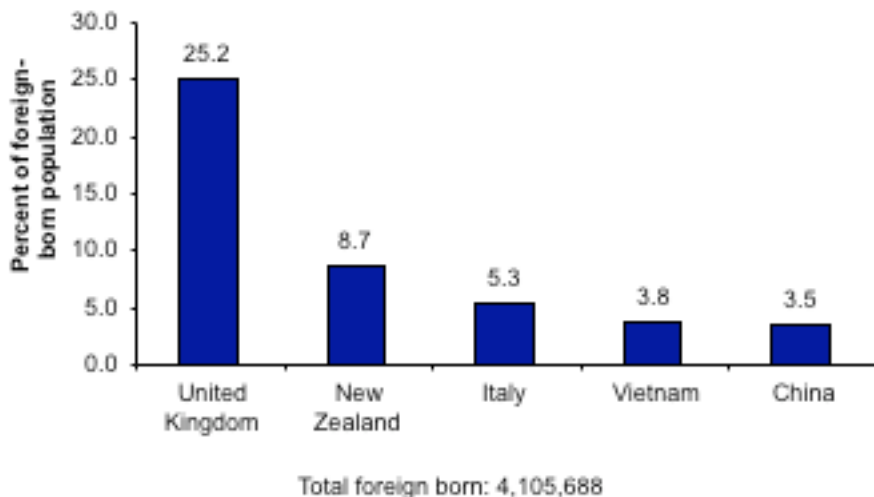


The Foreign Born in Australia, Canada, and the United States by Region of Origin

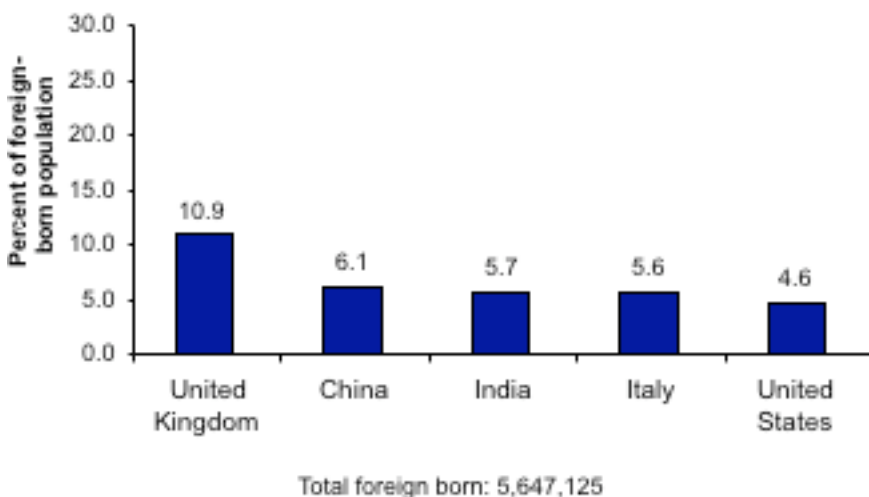
Five Largest Foreign-Born Groups in Australia, 2001



Australia

- Approximately one in every four migrants in Australia is from the United Kingdom, while one in every 11 migrants is from New Zealand. Combined, these two groups alone account for one-third of all migrants in Australia.
- The five largest foreign-born groups in Australia, including those from the United Kingdom, New Zealand, Italy, Vietnam, and China, account for 46 percent of the total immigrant population.
- The immigrant populations of both Australia and the United States are dominated by a single foreign-born group.
- China is the only country to appear in the five largest source countries of Australia, Canada, and the United States.

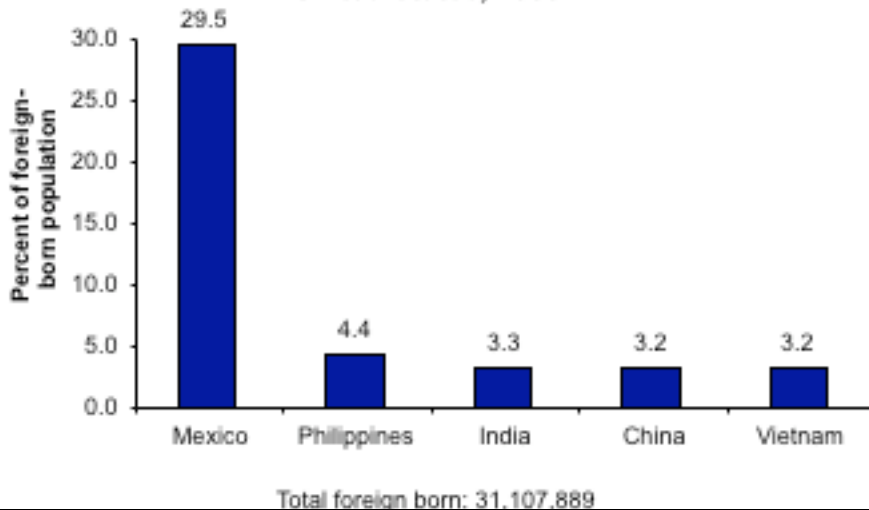
Five Largest Foreign-Born Groups in Canada, 2001



Canada

- Approximately one in every nine immigrants in Canada is from the United Kingdom.
- The five largest foreign-born groups in Canada, including those from the United Kingdom, China, India, Italy, and the United States, account for 33 percent of the total immigrant population.
- While immigrants from the United Kingdom represent the largest foreign-born group in Canada, unlike Australia and the United States, the immigrant population of Canada is not dominated by a single group.
- In addition to China, Italy is one of the five largest source countries for both Canada and Australia, while India is one of the five largest source countries for both Canada and the United States.

Five Largest Foreign-Born Groups in the United States, 2000



United States

- Approximately one in every three immigrants in the United States is from Mexico.
- The five largest foreign-born groups in the United States, including those from Mexico, the Philippines, India, China, and Vietnam, account for 44 percent of the total immigrant population.
- The immigrant population of the United States, like that of Australia, is dominated by a single foreign-born group.
- In addition to China, Vietnam is one of the five largest source countries for both the United States and Australia, while India is one of the five largest source countries for both the United States and Canada.

Comparing Migrant Stock: The Five Largest Foreign-Born Groups in Australia, Canada, and the United States

Australia: 2001			Canada: 2001			United States: 2001		
Country	Number	Percent	Country	Number	Percent	Country	Number	Percent
Total	4,105,688	100.0	Total	5,647,125	100.0	Total	31,107,889	100.0
United Kingdom	1,033,647	25.2	United Kingdom	614,610	10.9	Mexico	9,177,487	29.5
New Zealand	355,765	8.7	China*	345,520	6.1	Philippines	1,369,070	4.4
Italy	218,718	5.3	India	322,215	5.7	India	1,022,552	3.3
Vietnam	154,830	3.8	Italy	318,095	5.6	China*	988,857	3.2
China*	142,781	3.5	United States	258,420	4.6	Vietnam	988,174	3.2
Greece	116,430	2.8	Hong Kong	240,045	4.3	Cuba	872,716	2.8
Germany	108,220	2.6	Philippines	239,160	4.2	Korea	864,125	2.8
Philippines	103,942	2.5	Poland	181,810	3.2	Canada	820,771	2.6
India	95,455	2.3	Germany	177,675	3.1	El Salvador	817,336	2.6
Netherlands	83,325	2.0	Portugal	155,770	2.8	Germany	706,704	2.3
All others	1,692,575	41.2	All others	2,793,805	49.5	All others	13,480,097	43.3

*Excluding Hong Kong and Taiwan

Notes:

1) The total population of Australia in 2001 was 18,972,350; for Canada in 2001, it was 30,007,094; and for the United States in 2000, it was 281,421,906.

2) For Canada, the number of foreign born for the total and each region category was rounded to end in either 0 or 5. Hence, the sum of all regions will not equal the value given for the total foreign-born population.

Source:

Census of Australia, 2001; Census of Canada, 2001; US Census 2000