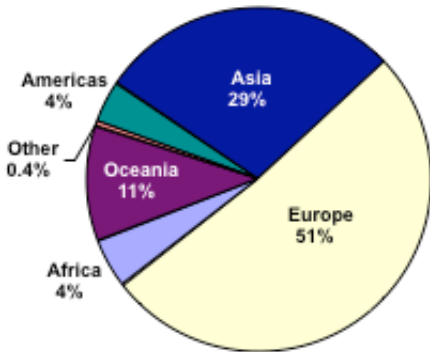


## The Foreign Born in Australia, Canada, and the United States by Region of Origin

Region of Birth for the Foreign-Born Population of Australia, 2001

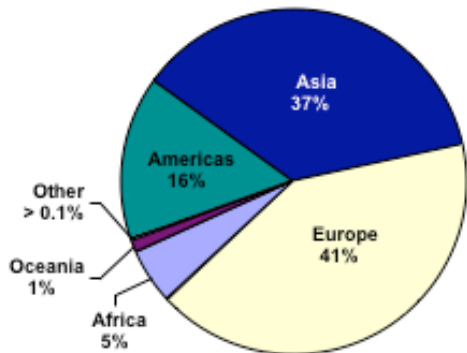


Total foreign born: 4,105,688

### Australia

- There were 4.1 million foreign born in Australia in 2001, representing 22 percent of the total population of 19.0 million.
- Over half of all immigrants in Australia are from Europe, predominantly the United Kingdom, but Italy, Greece, Germany, and the Netherlands are also among the largest source countries.
- Almost one-third of all immigrants in Australia are from Asia. Vietnam, China, the Philippines, and India are among the largest source countries.
- Compared with Canada and the United States, Australia has the highest percentage of immigrants from Oceania, mostly from New Zealand.

Region of Birth for the Foreign-Born Population of Canada, 2001

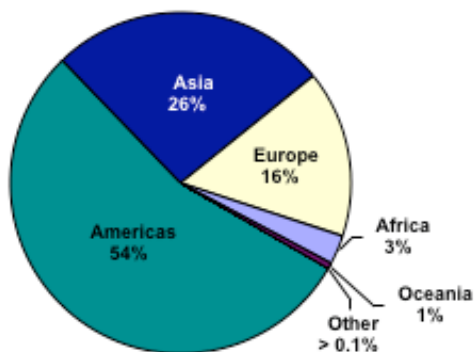


Total foreign born: 5,647,125

### Canada

- There were 5.6 million foreign born in Canada in 2001, representing 19 percent of the total population of 30.0 million.
- The majority (41 percent) of all immigrants in Canada are from Europe. The United Kingdom, Italy, Poland, Germany, and Portugal are among the largest source countries.
- Over one-third of all immigrants in Canada are from Asia. China, India, Hong Kong, and the Philippines are among the largest source countries.
- Compared with Australia and the United States, Canada has the highest percentage of immigrants from Africa, including South Africa, Egypt, and Morocco.

Region of Birth for the Foreign-Born Population of the United States, 2000



Total foreign born: 31,107,889

### United States

- There were 31.1 million foreign born in the United States in 2000, representing 11 percent of the total population of 281.4 million.
- Over half of all immigrants in the United States are from the Americas, predominantly Mexico, but Cuba, Canada, and El Salvador are also among the largest source countries.
- Over one-fourth of all immigrants in the United States are from Asia. The Philippines, India, China, Vietnam, and Korea are among the largest source countries.
- Only 16 percent of all immigrants in the United States are from Europe. Germany is one of the largest source countries.

**The Foreign Born in Australia, Canada, and the United States  
by Region of Origin**

Region	Australia: 2001		Canada: 2001		United States: 2000	
	Number	Percent	Number	Percent	Number	Percent
Total foreign born	4,105,688	100.0	5,647,125	100.0	31,107,889	100.0
Africa	184,182	4.5	304,680	5.4	881,300	2.8
Americas	160,877	3.9	883,530	15.6	16,916,416	54.4
Asia	1,173,407	28.6	2,072,690	36.7	8,226,254	26.4
Europe	2,114,172	51.5	2,329,870	41.3	4,915,557	15.8
Oceania	455,283	11.1	52,185	0.9	168,046	0.5
Other	17,767	0.4	4,165	0.1	316	--

-- Figure rounds to 0.0.

**Notes:**

1) The total population of Australia in 2001 was 18,972,350; for Canada in 2001, it was 30,007,094; and for the United States in 2000, it was 281,421,906.

2) For Canada, the number of foreign born for the total and each region category was rounded to end in either 0 or 5. Hence, the sum of all regions will not equal the value given for the total foreign-born population.

**Source:**

Census of Australia, 2001; Census of Canada, 2001; US Census 2000