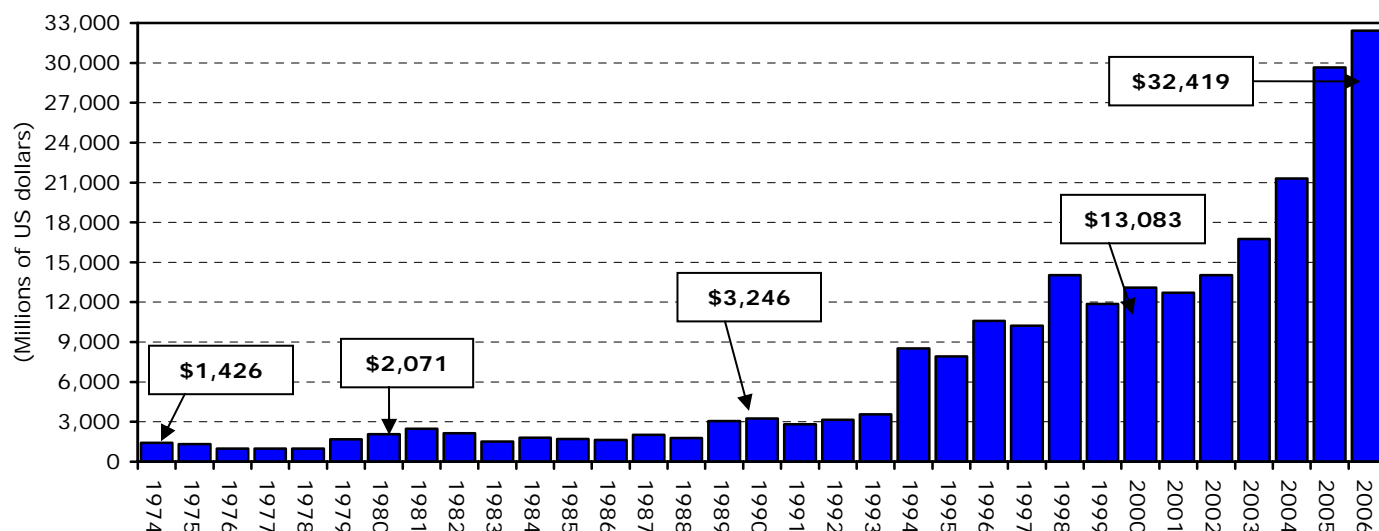


Remittances Profile: Europe and Central Asia

(Following [World Bank regional classifications](#), excludes high income countries.)

Formal Inward Remittance Flows

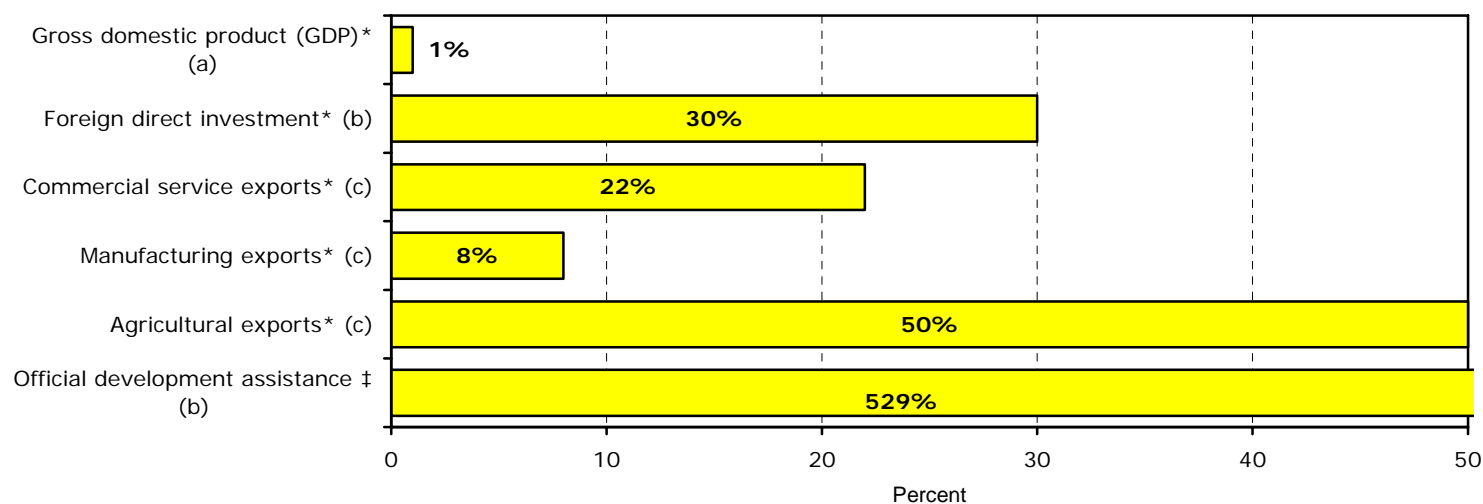


Notes: All available historical data is included above. Annual estimates of regional flows are based on countries in the region for which data is available in any given year. No data is available for years prior to 1974. For data on individual countries, see the [World Bank Development Prospects Group](#). For definitions, see [Glossary](#).

Source: [Remittances data, Development Prospects Group, World Bank, 2007](#).

Remittance Inflows as a Share of Selected Financial Flows and GDP (Percent)

Remittance flows constitute an important source of foreign exchange for developing regions. Comparing remittances to other financial inflows displays the extent to which remittances contribute to a country's inflow of foreign exchange.



‡ Data for 2005. *Data for 2006. Includes intraregional flows. For definitions, see [Glossary](#).

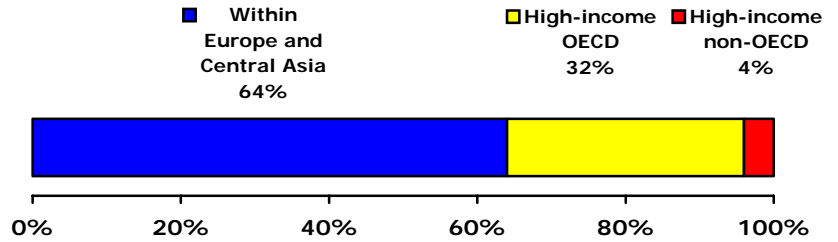
Sources: ^a[Migration and Remittances Factbook, Development Prospects Group, World Bank, 2007](#); ^b[Global Development Finance, World Bank, 2007](#), ^c[International Trade Statistics, World Trade Organization, 2006](#).

International Migration

Total population (2006) ^a	459,992,290
Annual population growth (2006) ^b	0.01%
Total immigrants (2005) ^b	29,398,281
Total emigrants (2005) ^c	47.6 million
Total refugees (2006) ^d	273,307
Life expectancy at birth (2005) ^a	69.0 yrs.
Infant mortality rate (per 1,000 live births) (2005) ^a	27.5

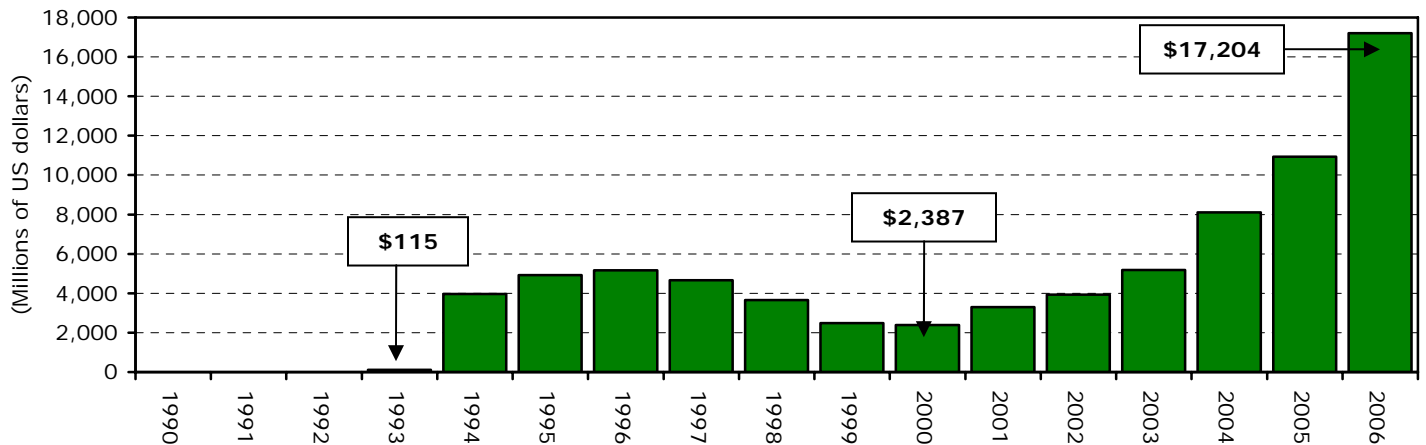
Sources: ^a [World Development Indicators 2006](#), ^b [UN Population Division](#), ^c [Development Prospects Group](#), ^d [UN High Commissioner for Refugees 2006](#).

Estimated Emigrant Stock by Destination



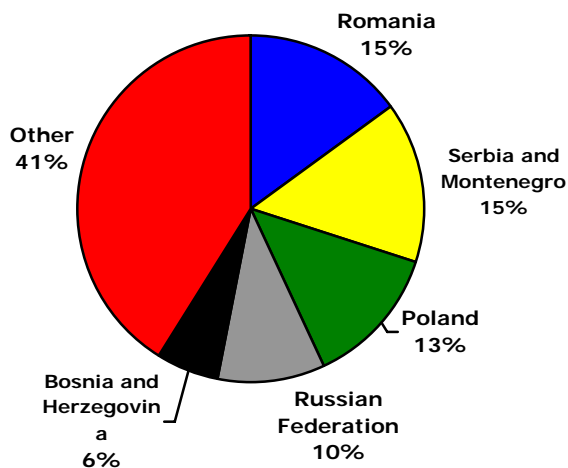
Note: See methodology in [Ratha and Shaw 2007](#).
Source: University of Sussex and the World Bank.

Formal Outward Remittance Flows



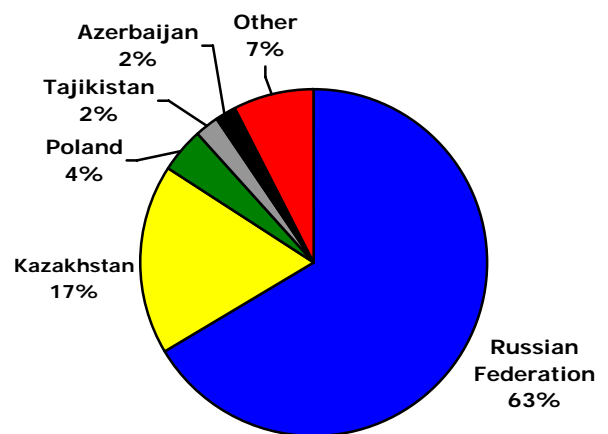
Notes: All available historical data is included above. Annual estimates of regional flows are based on countries in the region for which data is available in any given year. No data is available for years prior to 1993. For data on individual countries, see the [World Bank Development Prospects Group](#). For definitions, see [Glossary](#).
Source: [Remittances data, Development Prospects Group, World Bank, 2007](#).

Remittance Inflows by Country, 2006 (percent)*



*Includes only countries for which data is available. Excludes Turkmenistan and Uzbekistan.
Source: [Remittances data, Development Prospects Group, World Bank, 2007](#).

Remittance Outflows by Country, 2006 (percent)*



*Includes only countries for which data is available. Excludes Serbia and Montenegro, Turkey, Turkmenistan, and Uzbekistan.
Source: [Remittances data, Development Prospects Group, World Bank, 2007](#).