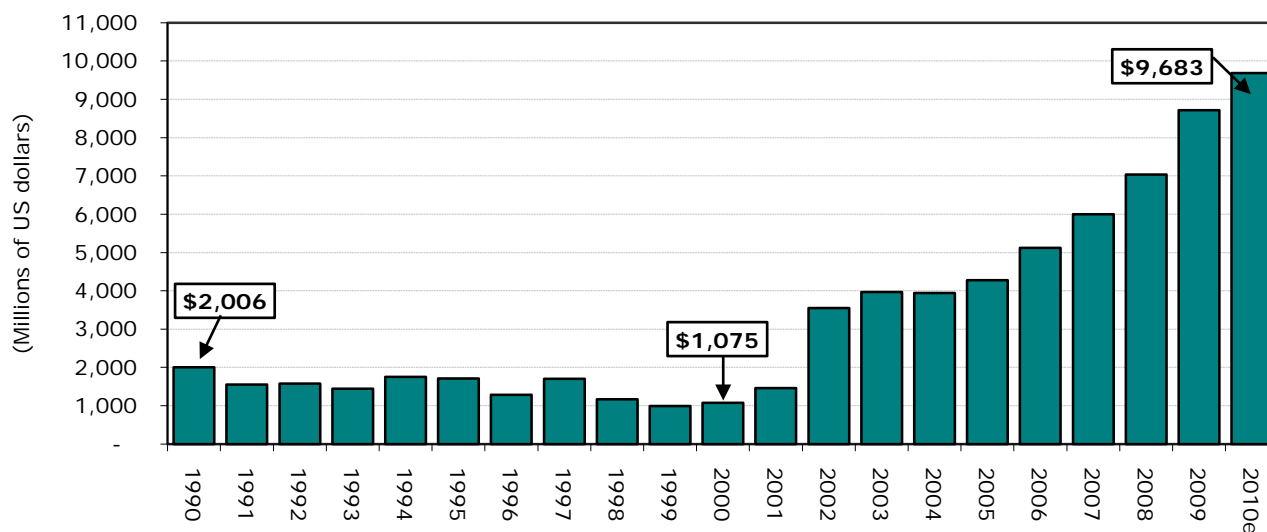


Remittances Profile: **Pakistan**



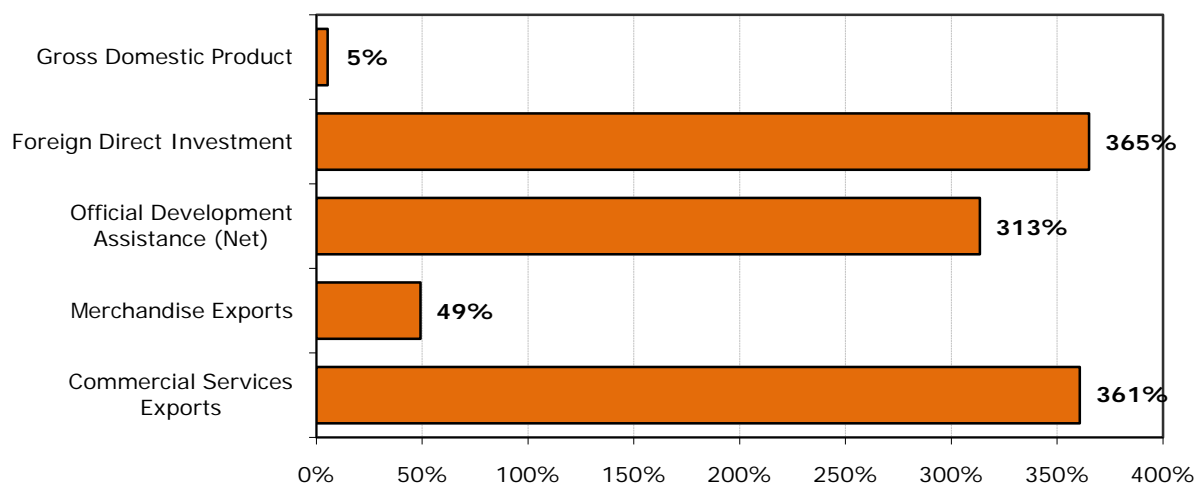
Formal Remittances Inflows



Source: [Remittances data, Development Prospects Group, World Bank, 2011](#)

Remittances Inflows as a Share of Selected Financial Flows and GDP, 2009

Remittances flows constitute an important source of foreign exchange for developing economies. Comparing remittances to other financial inflows displays the extent to which remittances contribute to a country's inflow of foreign exchange.



Sources: [International Trade Statistics, World Trade Organization, 2010](#)
[World Development Indicators, World Bank, 2011](#)
[Remittances data, Development Prospects Group, World Bank, 2011](#)

International Migration

Total immigrants ^a	4,233,592
Total refugees ^a	2,113,618
Total emigrants ^a	4,677,000
Skilled emigration rate, tertiary educated ^b	12.6%
Net migration per year ^c	-400,000

Notes: ^a2010; ^b2000; ^c2005-2010

Sources: [International Migrant Stock, 2009](#)
[World Population Prospects, 2010](#)
[Migration and Remittances Factbook, 2011](#)

Selected Socioeconomic Indicators

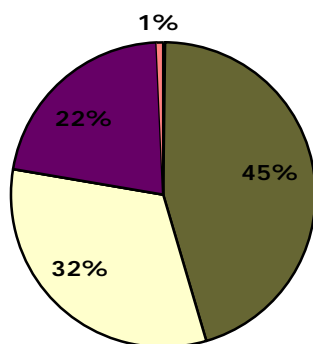
Total population ^a	187,342,721
Annual population growth ^a	1.57%
Life expectancy at birth ^a	65.99
Infant mortality rate (per 1,000 live births) ^a	63.26
GDP per capita (purchasing power parity) ^b	\$2,400
GDP real growth rate ^b	2.7%
Human Development Index Level ^b	Medium
Human Development Index Rank (out of 169) ^b	125

Notes: ^a2011 estimates; ^b2010

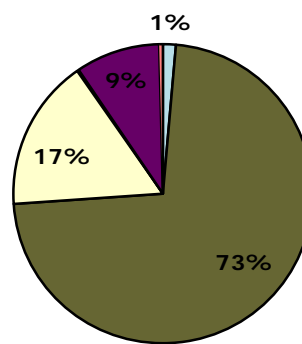
Sources: [CIA World Factbook, 2011](#)
[Human Development Report, 2010](#)

Remittances and Migration by Continent

Remittances Inflows to Pakistan
by Continent of Origin



Percent of Pakistani Migrants
by Continent of Destination



- Africa
- Asia
- Europe
- Latin America & Caribbean
- North America
- Oceania

Notes: Values are not displayed if they are less than 1 percent.

Source: [Human Development Report, 2009](#)

Remittances Costs to Pakistan from

	UAE	Saudi Arabia
Average cost of sending US\$200	\$5.96	\$5.49
Company with lowest cost	Wall St Exch Al-Rajhi Bank	
Lowest cost	\$1.21	\$2.46

Notes: Corridor averages are unweighted and include money transfer operators, banks and others. Refers to the first quarter of 2011. The two least costly corridors are selected among those included in the World Bank study.

Source: [Remittances Prices, World Bank, 2011](#)

Remittances Resources

[Agunias, Dovelyn Rannveig. Remittances and Development: Trends, Impacts, and Policy Options. Migration Policy Institute, 2006.](#)

[Ratha, Dilip. Leveraging Remittances for Development. Migration Policy Institute, June 2007.](#)

[Ratha, Dilip, Sanket Mohapatra, and Ani Silwal. Migration and Remittances Factbook 2011. Washington, DC: The World Bank, 2010.](#)

Further readings on [Migration and Development](#)
 For definitions, see [our Remittances Glossary](#)